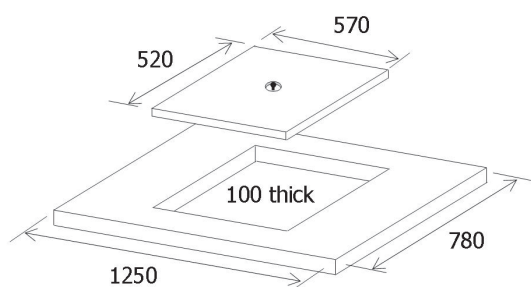


Saddle Risers, Increments & Cover Slabs

Product information

- To suit all horizontal septic and holding tanks
- Cover slabs suitable for pedestrian traffic only
- Radius of saddle riser varies to suit tank
- Each component fitted with 1.3t 'Swiftlift' anchors for lifting

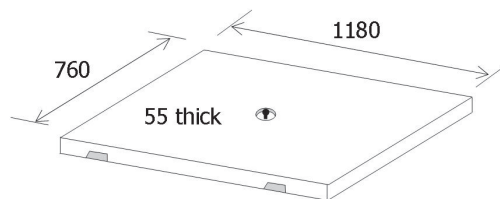
TYPE 34



Weight - 192kg

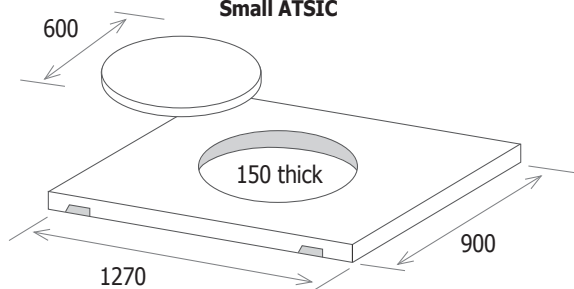
TYPE 33

Suitable for all other horizontal tanks.

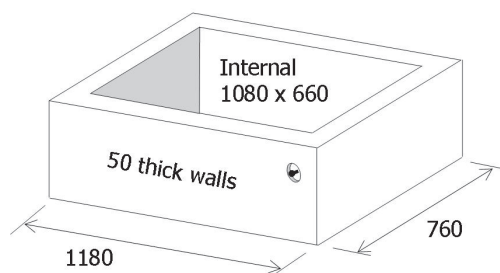


Weight - 100kg

Small ATSC

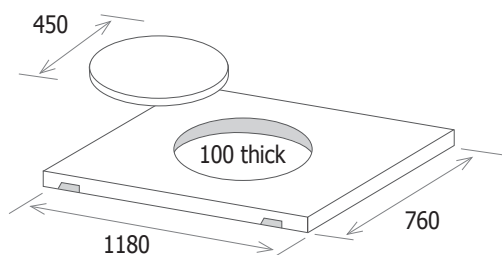


Weight - 340kg

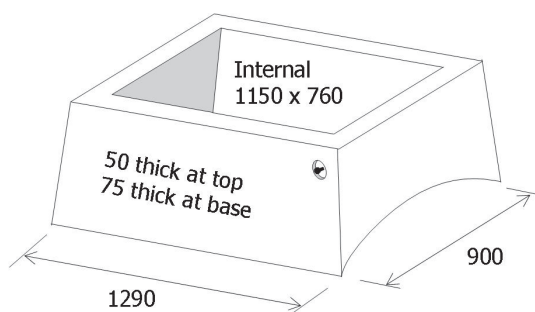


200 mm - weight 86kg
300 mm - weight 124kg
400 mm - weight 166kg
450 mm - weight 188kg

Ri Scape Lid



Weight - 180kg



250 mm - weight 235kg
450 mm - weight 320kg
475 mm (4,300 litre) - weight 320kg
495 mm (5,000 litre) - weight 335kg